

SECTION II.

TM 9-2320-272-24P-1

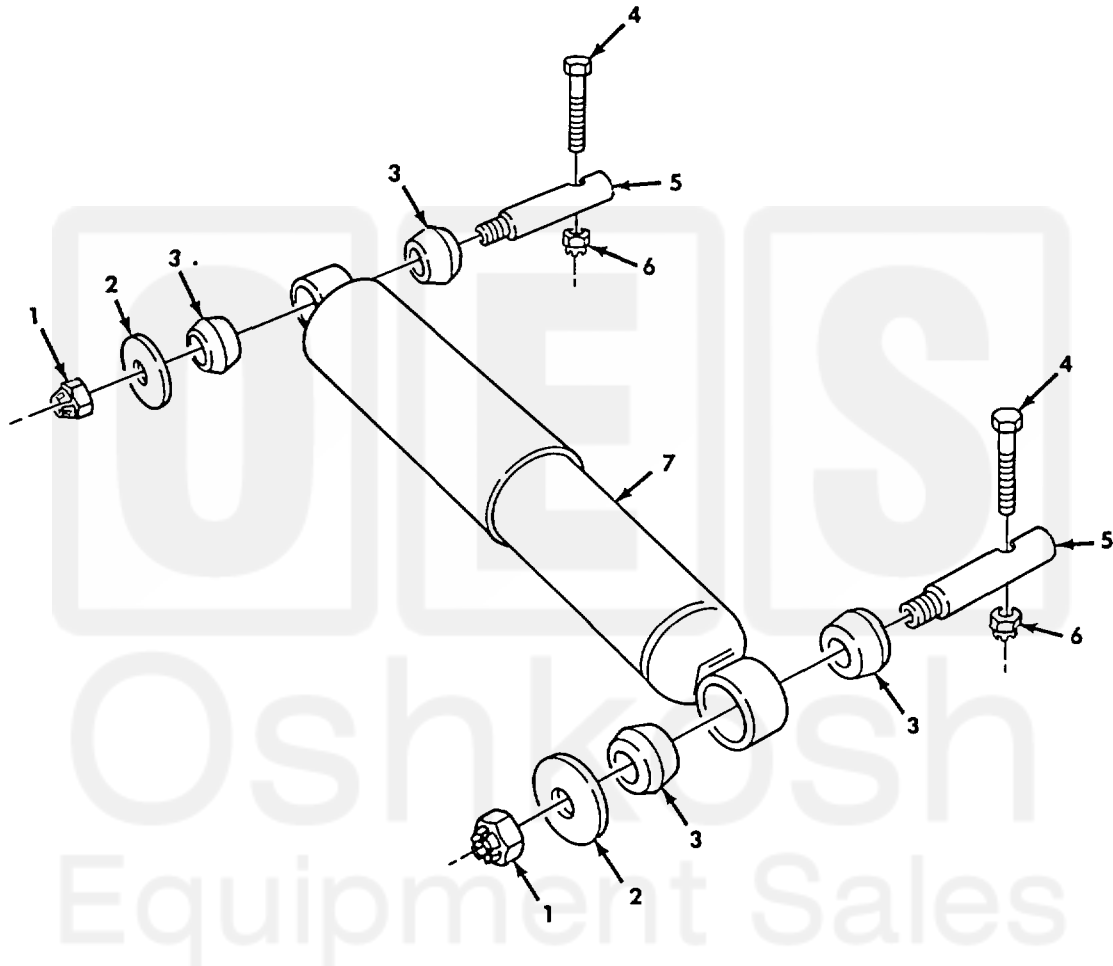


Figure 349. Shock Absorber and Mounting Hardware.

SECTION II

TM 9-2320-272-24P-1

(1) ITEM NO	(2) SMR CODE	(3) NSN	(4) CAGEC	(5) PART NUMBER	(6) DESCRIPTION AND USABLE ON CODES (UOC)	(7) QTY
GROUP 1604 SHOCK ABSORBER EQUIPMENT						
FIG. 349 SHOCK ABSORBER AND MOUNTING HARDWARE						
1	PAOZZ	5310008329719	96906	MS51922-61	NUT, SELF-LOCKING, HE	4
2	PAOZZ	5310008098536	96906	MS27183-24	WASHER, FLAT	4
3	PAOZZ	5365007409618	19207	7409618	BUSHING, NONMETALLIC	8
4	PAOZZ	5305007195240	99696	375N300-001-21	SCREW, CAP, HEXAGON H	4
5	PAOZZ	5315007409619	19207	7409619	PIN, SHOULDER, HEADLE	4
6	PAOZZ	5310004883888	96906	MS51943-40	NUT, SELF-LOCKING, HE	4
7	PAOZZ	2510007409617	19207	7409617	SHOCK ABSORBER, DIRE	2

END OF FIGURE



SECTION II

TM 9-2320-272-24P-1

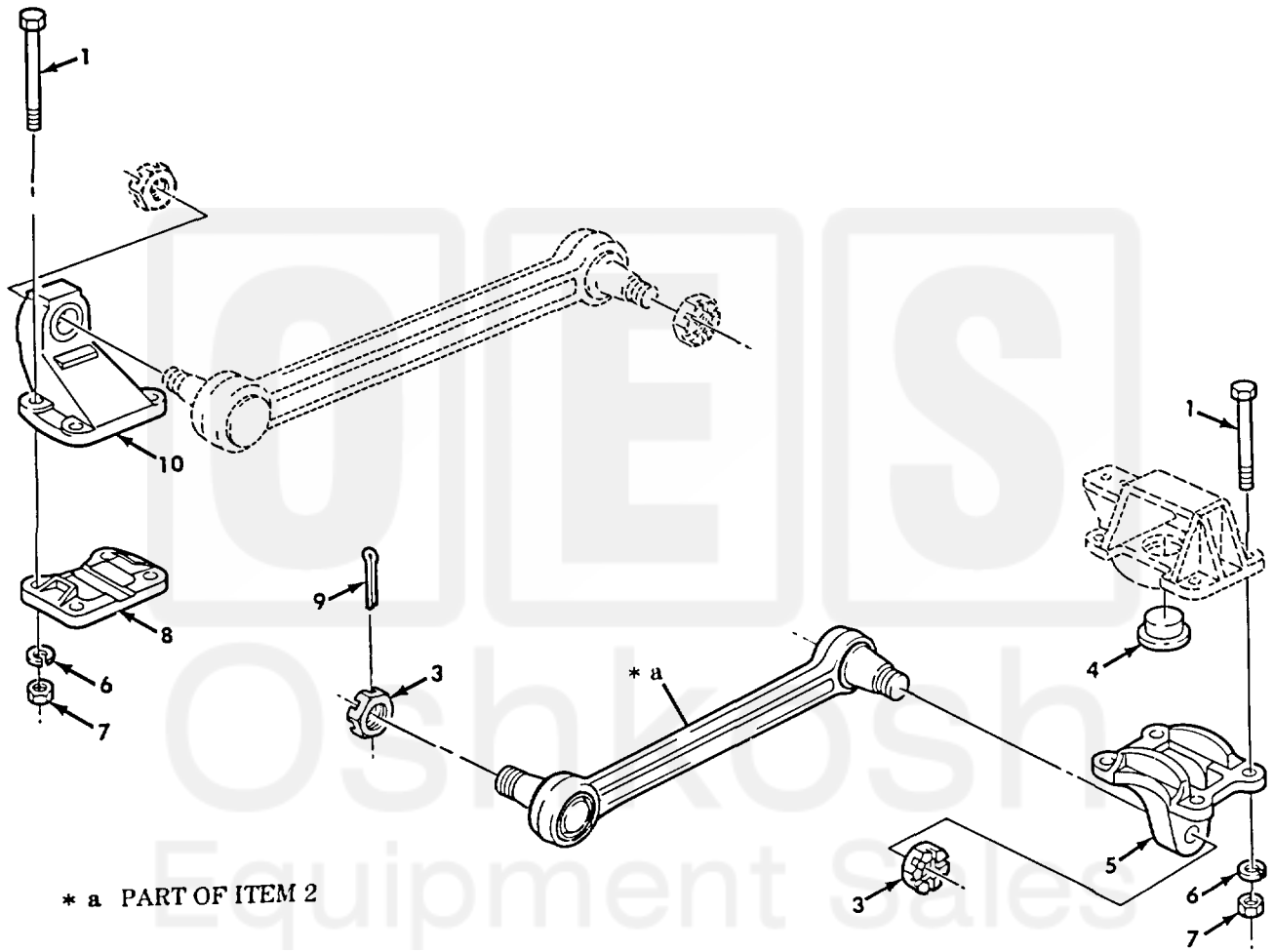
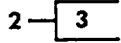


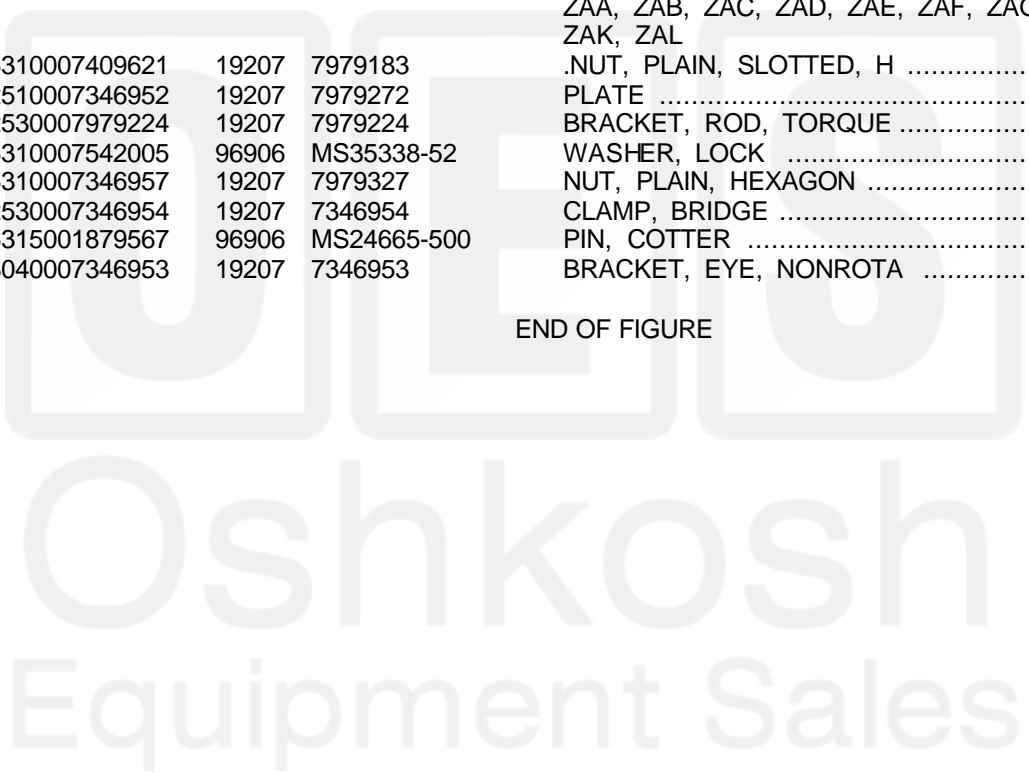
Figure 350. Torque Rod and Mounting Hardware.

SECTION II

TM 9-2320-272-24P-1

(1) ITEM NO	(2) SMR CODE	(3) NSN	(4) CAGEC	(5) PART NUMBER	(6) DESCRIPTION AND USABLE ON CODES (UOC)	(7) QTY
GROUP 1605 TORQUE, RADIUS, AND STABILIZER RODS						
FIG. 350 TORQUE ROD AND MOUNTING HARDWARE						
1	PAOZZ	5306002723747	19207	7346956	BOLT, MACHINE	24
2	PAOZZ	2530009334941	19207	8728128	ROD, TORQUE	6
UOC: V39						
2	PAOZZ	2530009334941	19207	8728126	ROD, ALIGNING, VEHICU	2
UOC: DAA, DAB, DAC, DAD, DAE, DAF, DAG, DAH, DAJ, DAK, DAL, DAW, DAX, V12, V13, V14, V15, V16, V17, V18, V19, V20, V21, V22, V24, V25, ZAA, ZAB, ZAC, ZAD, ZAE, ZAF, ZAG, ZAH, ZAJ, ZAK, ZAL						
3	PAOZZ	5310007409621	19207	7979183	.NUT, PLAIN, SLOTTED, H	2
4	PAFFF	2510007346952	19207	7979272	PLATE	4
5	PFFZZ	2530007979224	19207	7979224	BRACKET, ROD, TORQUE	4
6	PAOZZ	5310007542005	96906	MS35338-52	WASHER, LOCK	24
7	PAOZZ	5310007346957	19207	7979327	NUT, PLAIN, HEXAGON	24
8	PAFZZ	2530007346954	19207	7346954	CLAMP, BRIDGE	1
9	PAOZZ	5315001879567	96906	MS24665-500	PIN, COTTER	12
10	PAOZZ	3040007346953	19207	7346953	BRACKET, EYE, NONROTA	2

END OF FIGURE



Current part is item (32) on diagram. Available at www.oshkoshequipment.com

By Order of the Secretary of the Army:

DENNIS J. REIMER
General, United States Army
Chief of Staff

Official:


JOEL B. HUDSON
Administrative Assistant to the
Secretary of the Army
05462

DISTRIBUTION: To be distributed in accordance with the Initial Distribution Number (IDN) 381081, requirements for TM 9-2320-272-24P-1.

☆U.S. GOVERNMENT PRINTING OFFICE: 1999-746-025/80141

Current part is item (32) on diagram. Available at www.oshkoshequipment.com

RECOMMENDED CHANGES TO EQUIPMENT TECHNICAL PUBLICATIONS



SOMETHING WRONG

WITH THIS PUBLICATION?

THEN... JOT DOWN THE DOPE ABOUT IT ON THIS FORM. CAREFULLY TEAR IT OUT. FOLD IT AND DROP IT IN THE MAIL!

FROM: (PRINT YOUR UNIT'S COMPLETE ADDRESS)

Your Mailing Address

DATE SENT

Date You Filled Out This Form

PUBLICATION NUMBER

TM 9-2320-272-24P-1

PUBLICATION DATE

Date of TM

PUBLICATION TITLE

Unit, Direct Support and General Support Maintenance Repair Parts and Special Tools List

BE EXACT. . . PIN-POINT WHERE IT IS				IN THIS SPACE TELL WHAT IS WRONG AND WHAT SHOULD BE DONE ABOUT IT:
PAGE NO.	PARA-GRAPH	FIGURE NO.	TABLE NO.	
56-1		56		<p style="font-size: large; opacity: 0.3; text-align: center;">SAMPLE</p> <p style="margin: 0;">Item 1, Column 3 CAGEC 11862 Should be 24617.</p>

PRINTED NAME, GRADE OR TITLE, AND TELEPHONE NUMBERS

Your Name, Rank and Phone No.

SIGN HERE

P.F.C John Doe

DA FORM 1 JUL 79 2028-2

PREVIOUS EDITIONS ARE OBSOLETE.

P.S — IF YOUR OUTFIT WANTS TO KNOW ABOUT YOUR RECOMMENDATION MAKE A CARBON COPY OF THIS AND GIVE IT TO YOUR HEADQUARTERS